



CAMBRIDGE BELFRY

HOTEL & SPA



THE QHOTELS COLLECTION

CAPACITIES

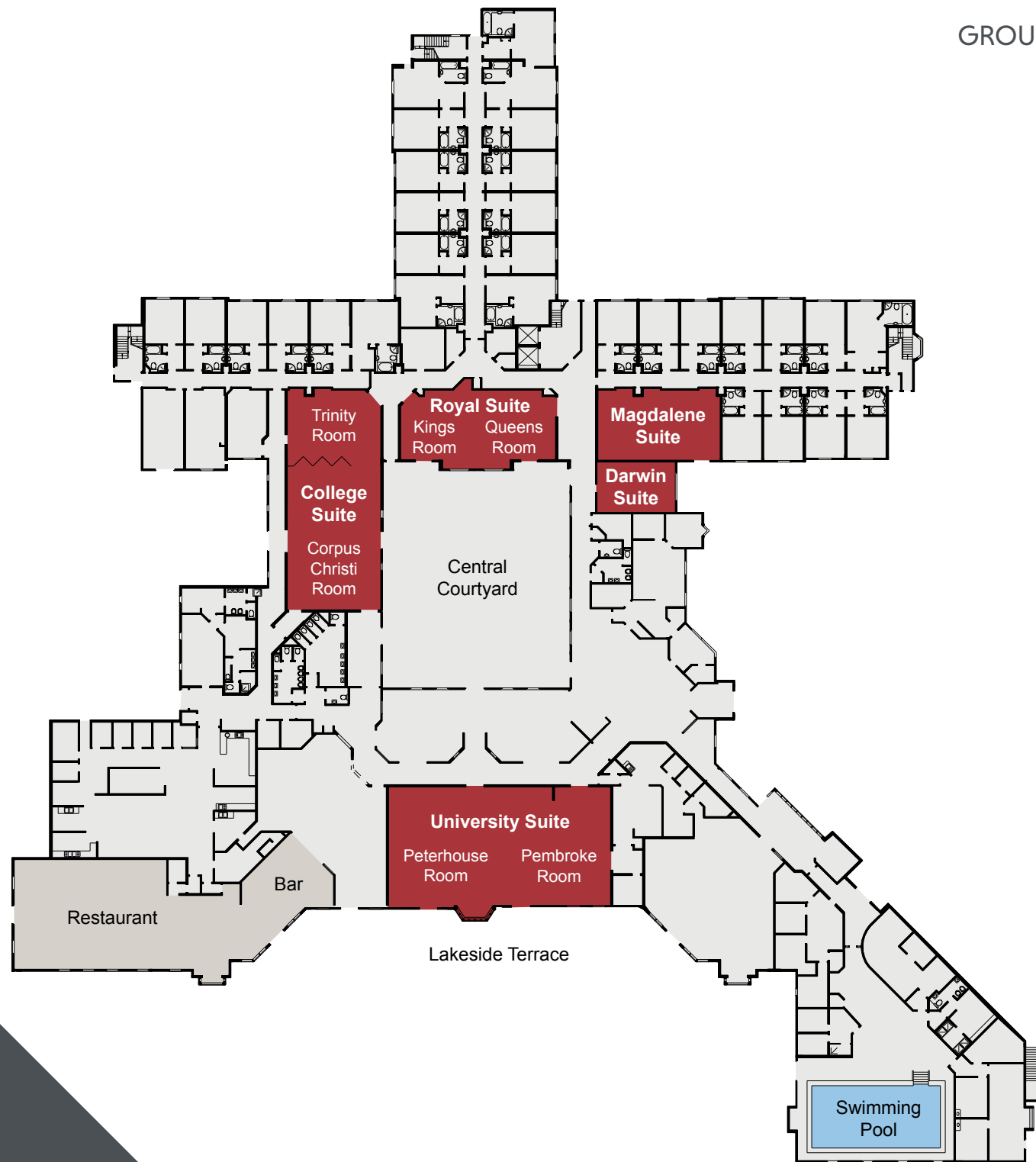
Meeting Room	Dimensions (m) L x W x H	Floor	Theatre	Cabaret	Classroom	Boardroom	Banquet	U-Shape	Dinner Dance
University Suite	23.2 x 11.3 x 2.8	G	250	144	100	60	180	72	160
Peterhouse	17.7 x 11.3 x 2.8	G	180	104	60	40	120	50	100
Pembroke	11.3 x 5.5 x 2.8	G	50	28	20	20	30	18	n/a
College Suite	20.7 x 8.8 x 2.3	G	150	88	80	50	130	60	100
Corpus Christi	14.3 x 8.8 x 2.3	G	110	64	60	36	80	38	50
Trinity Room	8.8 x 6.4 x 2.3	G	40	24	16	20	30	20	n/a
Royal Suite	14.6 x 6.4 x 2.3	G	80	48	28	30	60	30	40
Kings Room	7.0 x 6.4 x 2.3	G	40	16	12	16	15	12	n/a
Queens Room	7.6 x 6.4 x 2.3	G	40	16	12	16	15	12	n/a
Magdalene	11.5 x 6.5 x 2.3	G	70	32	30	28	40	24	n/a
Darwin	7.2 x 4.8 x 2.4	G	20	n/a	n/a	12	n/a	12	n/a



CAMBRIDGE BELFRY

HOTEL & SPA

THE GHOTELS COLLECTION



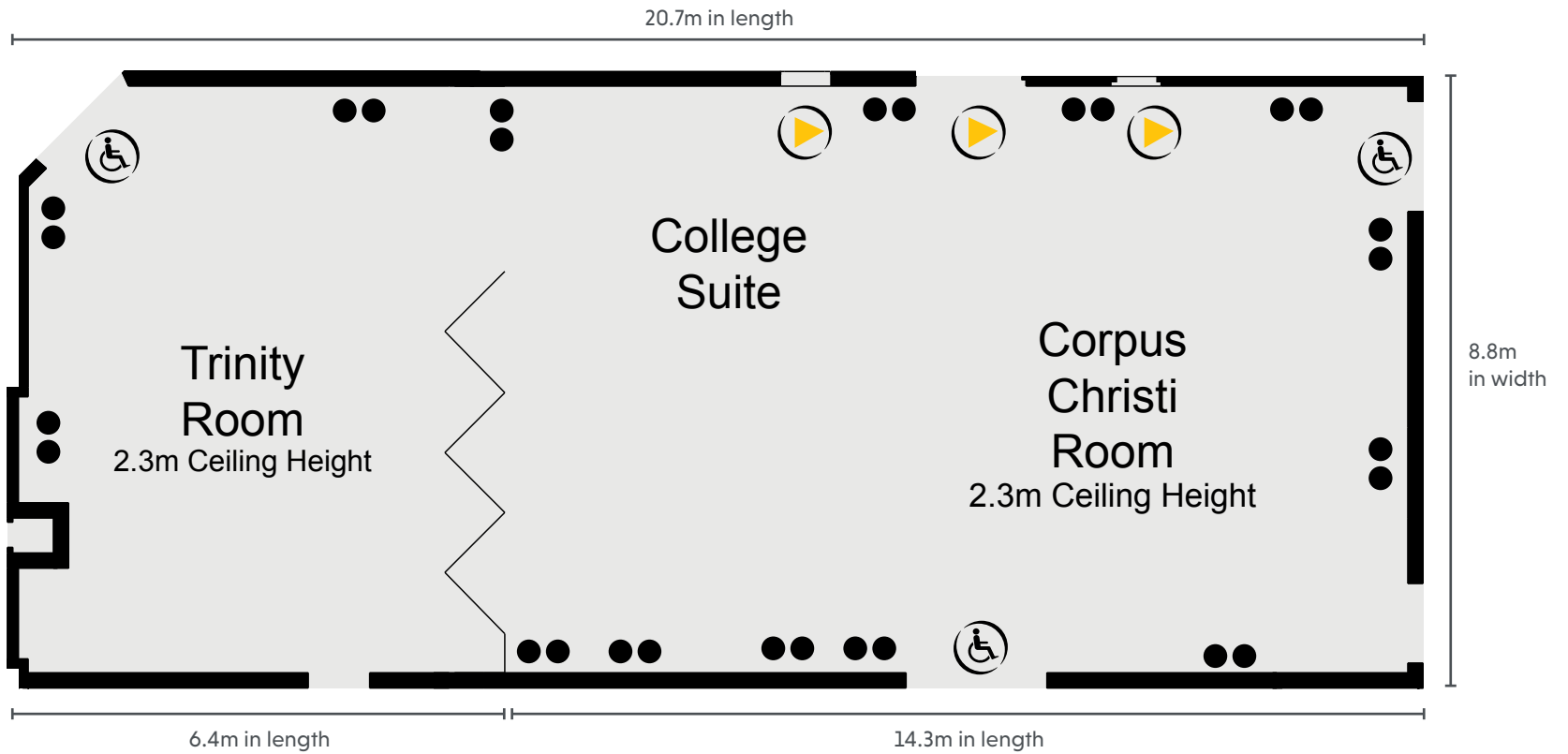
CAMBRIDGE BELFRY

HOTEL & SPA

THE GHOTELS COLLECTION

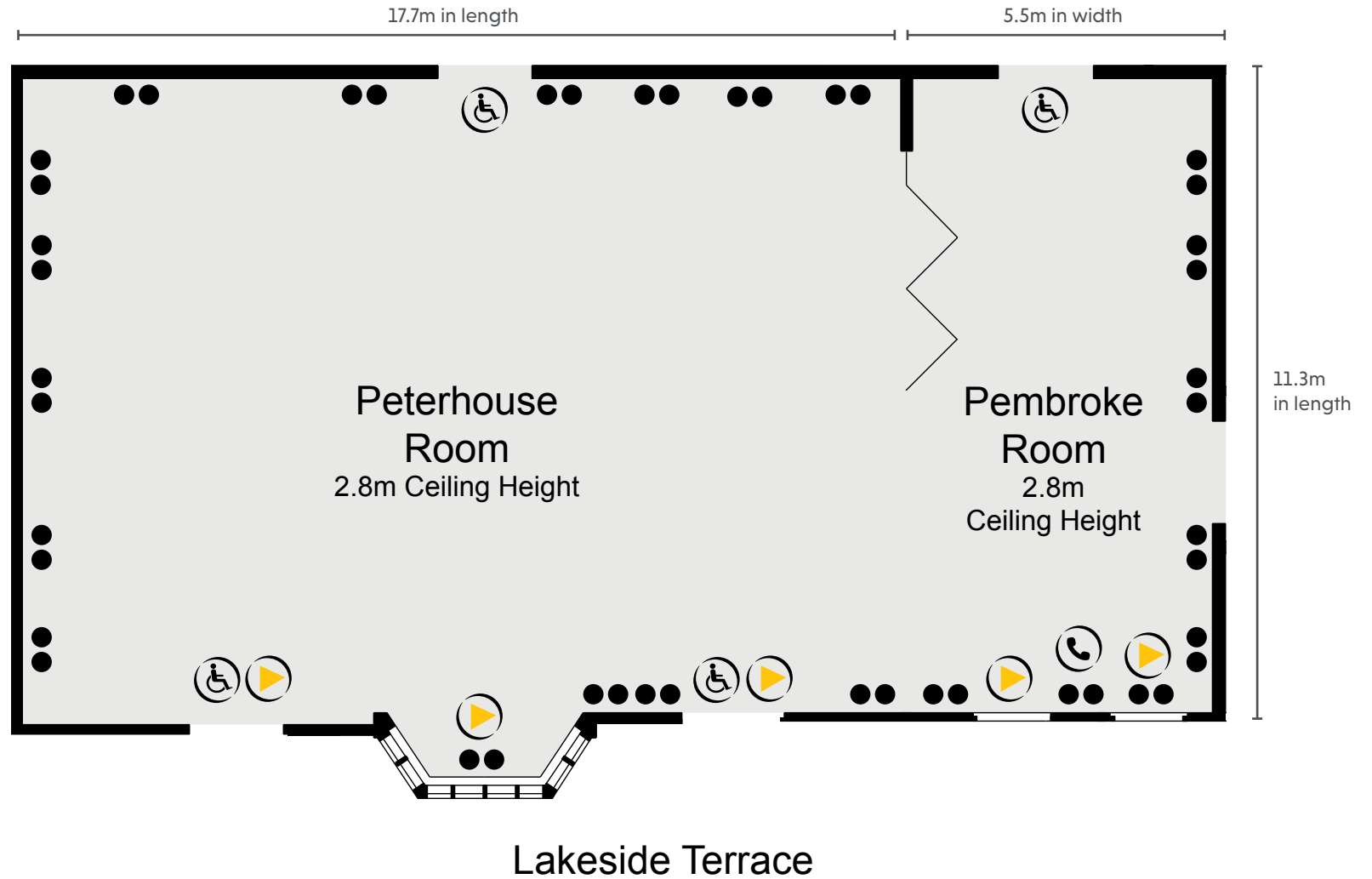
KEY

- Single 13amp Power Point
- Double 13amp Power Point
- ▶ Natural Light
- ☎ Telephone Socket
- ♿ Wheelchair Access
- ⋈ Partition Wall



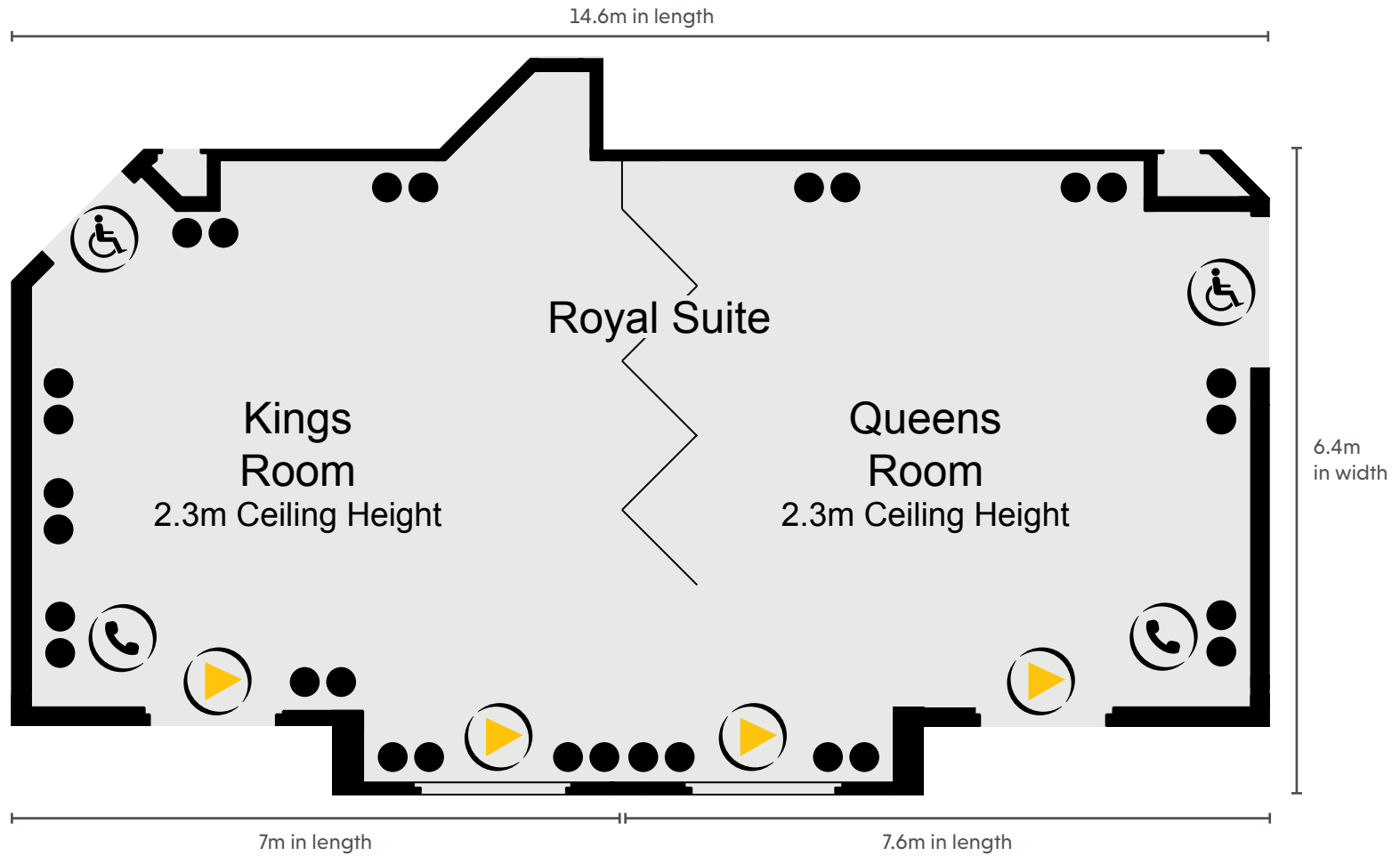
KEY

- Single 13amp Power Point
- Double 13amp Power Point
- ▶ Natural Light
- ☎ Telephone Socket
- ♿ Wheelchair Access
- ⋈ Partition Wall



KEY

- Single 13amp Power Point
- Double 13amp Power Point
- ▶ Natural Light
- ☎ Telephone Socket
- ♿ Wheelchair Access
- ⋈ Partition Wall



CAMBRIDGE BELFRY

HOTEL & SPA

THE GHOTELS COLLECTION

GROUND FLOOR

KEY

- Single 13amp Power Point
- Double 13amp Power Point
- ▶ Natural Light
- ☎ Telephone Socket
- ♿ Wheelchair Access
- ⋈ Partition Wall

